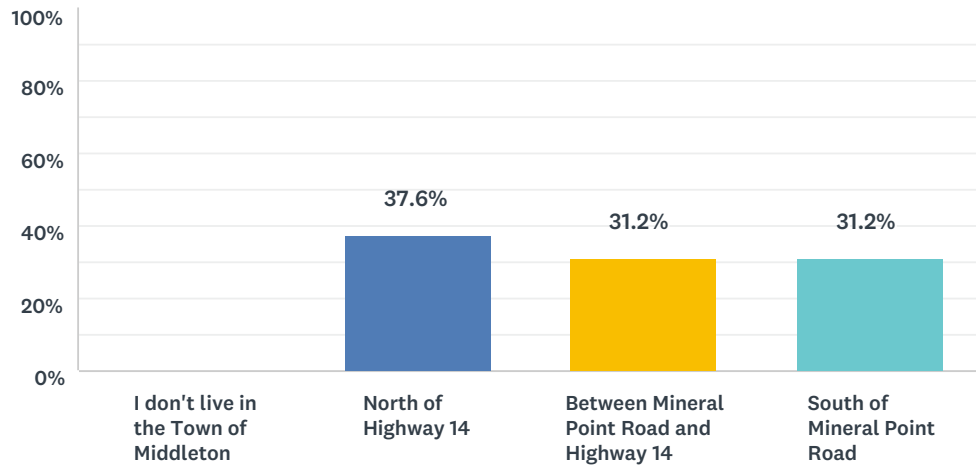


Q1 What area of the Town of Middleton do you live in?

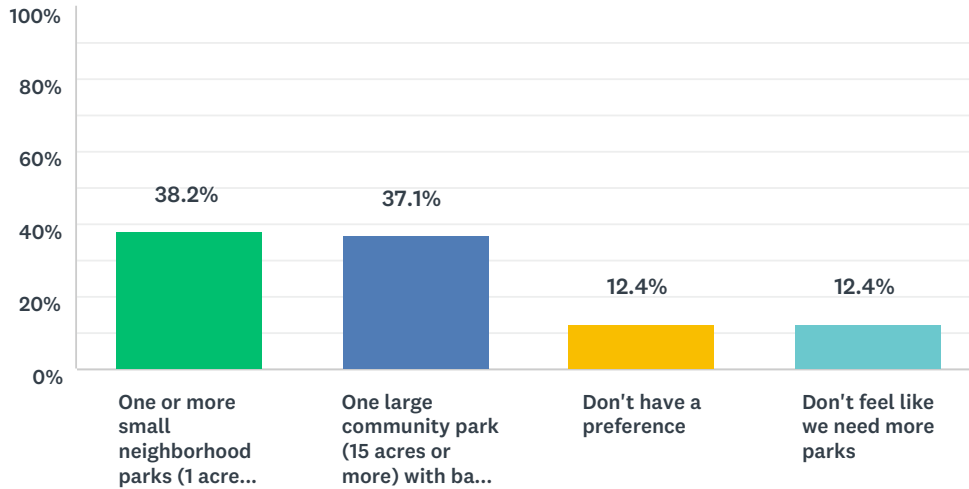
Answered: 900 Skipped: 0



ANSWER CHOICES	RESPONSES	
I don't live in the Town of Middleton	0.0%	0
North of Highway 14	37.6%	338
Between Mineral Point Road and Highway 14	31.2%	281
South of Mineral Point Road	31.2%	281
TOTAL		900

Q2 The Park Commission is considering additional parks for the area south of Mineral Point Road. Below are the park options being considered. Please select the option you prefer.

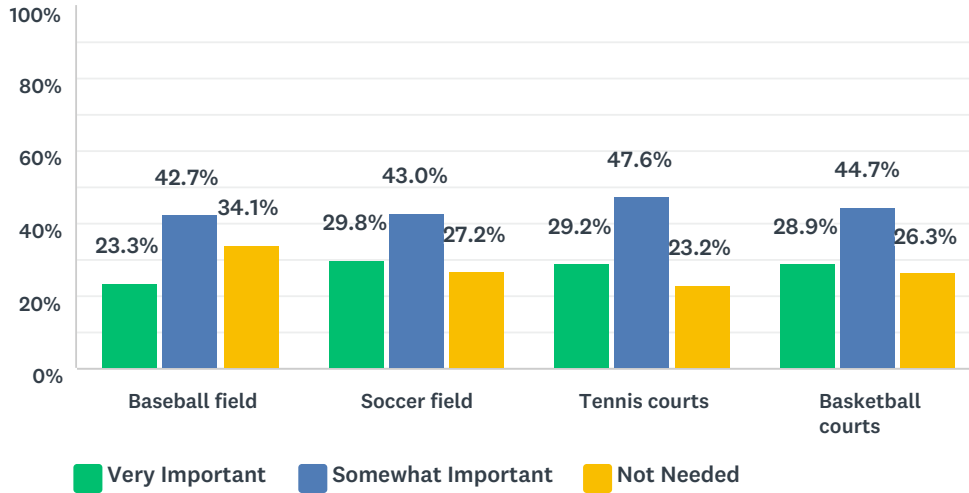
Answered: 267 Skipped: 633



ANSWER CHOICES	RESPONSES	
One or more small neighborhood parks (1 acre or less) with playground equipment and/or picnic areas/shelters	38.2%	102
One large community park (15 acres or more) with ball fields, playground equipment, shelters, courts	37.1%	99
Don't have a preference	12.4%	33
Don't feel like we need more parks	12.4%	33
TOTAL		267

Q3 If the Town did create a larger community park, what type of sports activities do think would be important to have there?

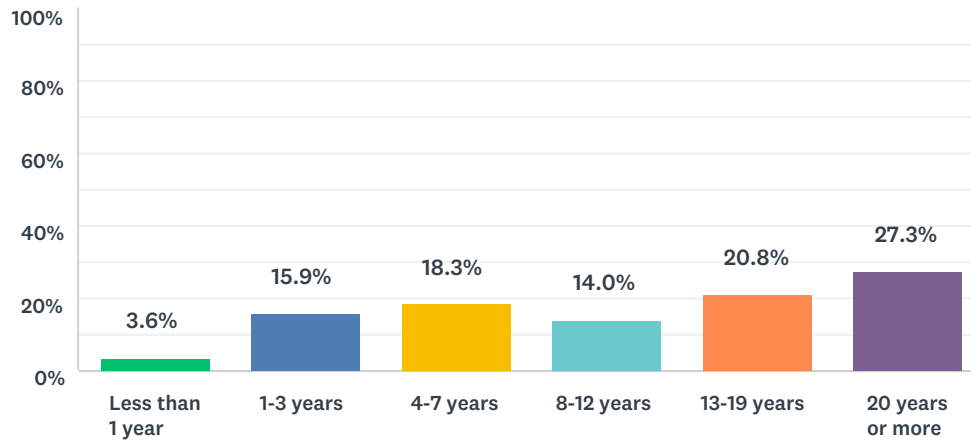
Answered: 249 Skipped: 651



	VERY IMPORTANT	SOMEWHAT IMPORTANT	NOT NEEDED	TOTAL
Baseball field	23.3% 54	42.7% 99	34.1% 79	232
Soccer field	29.8% 70	43.0% 101	27.2% 64	235
Tennis courts	29.2% 68	47.6% 111	23.2% 54	233
Basketball courts	28.9% 66	44.7% 102	26.3% 60	228

Q4 How long have you lived in the Town of Middleton?

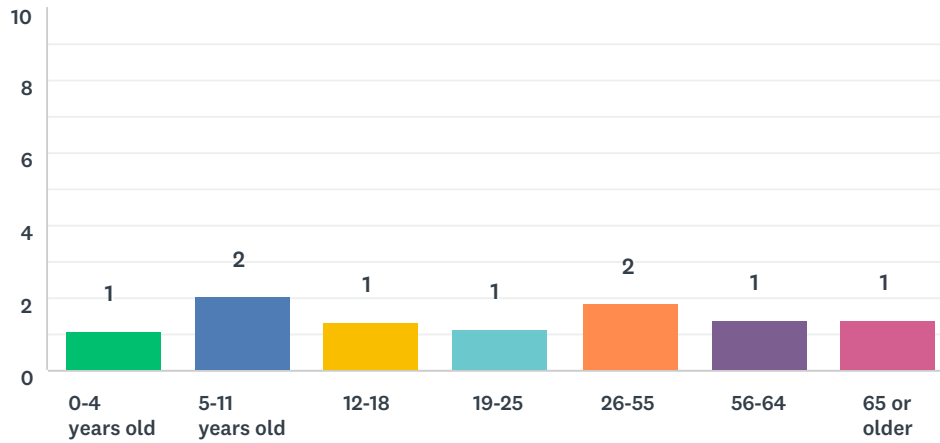
Answered: 883 Skipped: 17



ANSWER CHOICES	RESPONSES	
Less than 1 year	3.6%	32
1-3 years	15.9%	140
4-7 years	18.3%	162
8-12 years	14.0%	124
13-19 years	20.8%	184
20 years or more	27.3%	241
TOTAL		883

Q5 Please write in the number of people in your household who are in the age categories below. (If 0 in any category leave blank)

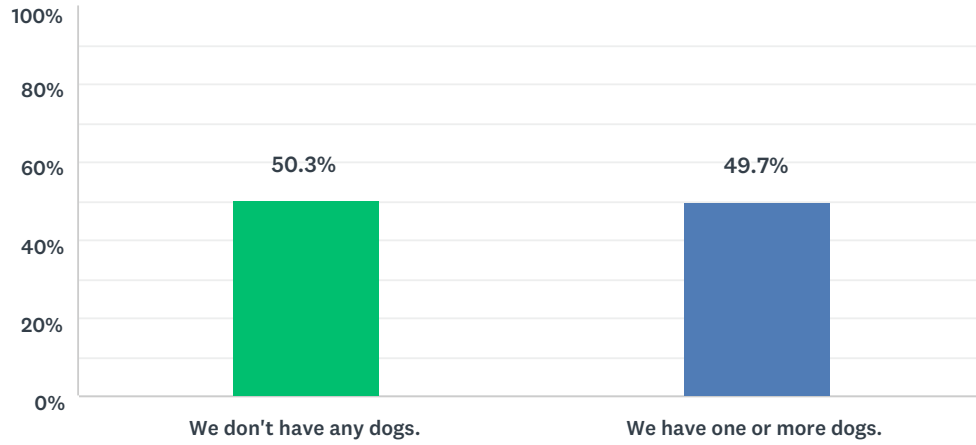
Answered: 872 Skipped: 28



ANSWER CHOICES	AVERAGE NUMBER	TOTAL NUMBER	RESPONSES
0-4 years old	1	226	206
5-11 years old	2	567	278
12-18	1	309	227
19-25	1	161	139
26-55	2	1,023	551
56-64	1	385	274
65 or older	1	364	260
Total Respondents: 872			

Q6 Do you have dogs in your household?

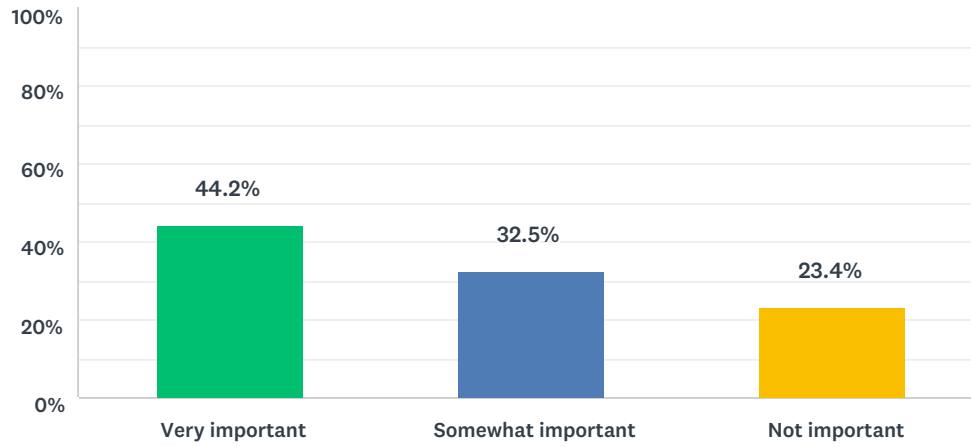
Answered: 867 Skipped: 33



ANSWER CHOICES	RESPONSES	
We don't have any dogs.	50.3%	436
We have one or more dogs.	49.7%	431
TOTAL		867

Q7 How important do you think it is for the Town to add an off-leash dog park?

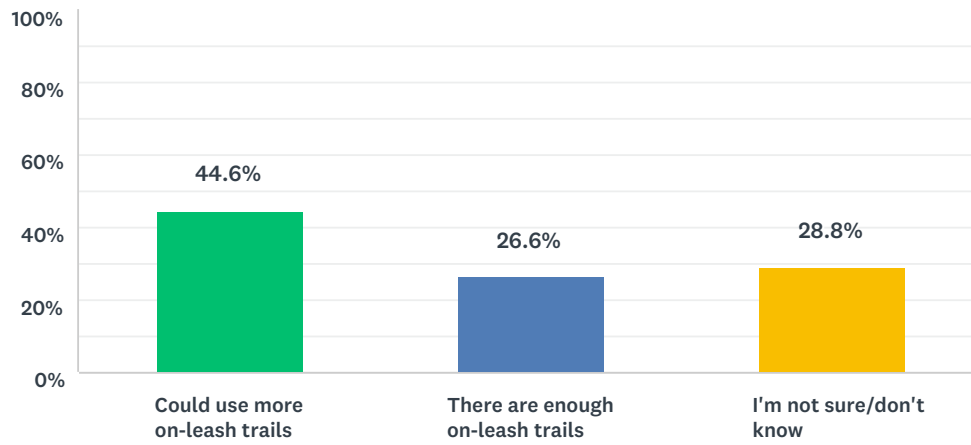
Answered: 428 Skipped: 472



ANSWER CHOICES	RESPONSES	
Very important	44.2%	189
Somewhat important	32.5%	139
Not important	23.4%	100
TOTAL		428

Q8 How do you feel about the number of on-leash trails the Town currently provides?

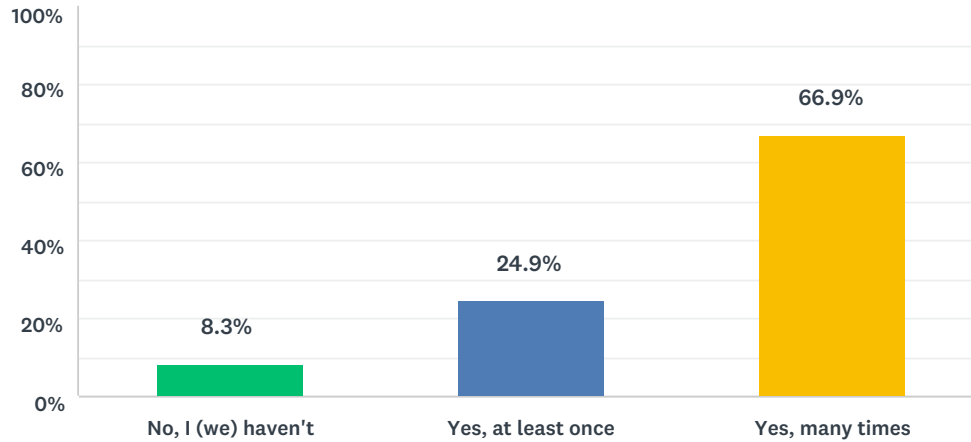
Answered: 417 Skipped: 483



ANSWER CHOICES	RESPONSES	
Could use more on-leash trails	44.6%	186
There are enough on-leash trails	26.6%	111
I'm not sure/don't know	28.8%	120
TOTAL		417

Q9 In the past 12 months have you or anyone in your household used the Town's trails or parks, including hiking trails, playgrounds and sports fields?

Answered: 836 Skipped: 64



ANSWER CHOICES	RESPONSES	
No, I (we) haven't	8.3%	69
Yes, at least once	24.9%	208
Yes, many times	66.9%	559
TOTAL		836

Town of Middleton Recreational Planning Survey

Q10 Below is a list of Town parks, conservancies and recreational facilities. Please indicate how often you have used any one of these in the last 12 months?

Answered: 820 Skipped: 80

	MANY TIMES	1 OR 2 TIMES	HEARD OF IT, BUT NEVER USE	NEVER HEARD OF IT	TOTAL
Cherrywood Acres Park	8.5% 52	13.4% 82	49.3% 302	28.8% 176	612
Cherrywood Forest Conservancy	8.8% 54	8.6% 53	36.4% 223	46.2% 283	613
Enchanted Valley Park	8.9% 55	11.9% 74	40.3% 250	38.9% 241	620
Goth Conservancy Park	9.5% 61	22.1% 142	39.5% 254	28.9% 186	643
Hickory Woods	10.0% 61	8.2% 50	38.4% 234	43.4% 265	610
Murphy Park	2.5% 15	2.4% 14	29.1% 173	66.1% 393	595
Noll Valley Conservancy	5.3% 32	11.1% 67	38.6% 233	45.0% 272	604
Pioneer Park	36.5% 247	30.1% 204	24.4% 165	9.0% 61	677
Pope Farm Conservancy	42.0% 322	46.9% 359	9.4% 72	1.7% 13	766
Settler's Prairie Park	13.1% 80	11.8% 72	37.5% 229	37.6% 230	611
Summit Ridge Park	6.7% 40	6.6% 39	33.5% 199	53.2% 316	594
Tallard Conservancy	15.0% 95	13.3% 84	30.0% 190	41.7% 264	633
Vicki Ann Park	10.6% 65	9.0% 55	27.8% 170	52.5% 321	611
Voss Park	6.1% 37	14.2% 86	40.3% 244	39.4% 239	606
Town trails	41.7% 279	23.8% 159	18.2% 122	16.3% 109	669
Tumbledown Golf Course	15.2% 97	23.8% 152	51.3% 327	9.7% 62	638
Blackhawk ski hill	7.5% 46	11.4% 70	70.7% 434	10.4% 64	614
Sunset Ridge Elementary (playground, afterschool)	13.4% 84	12.1% 76	62.7% 394	11.8% 74	628
West Middleton Elementary (playground, afterschool)	14.6% 91	12.3% 77	66.7% 417	6.4% 40	625
Ice Age Trail	32.6% 221	31.1% 211	32.9% 223	3.4% 23	678

Town of Middleton Recreational Planning Survey

Black Earth Creek Wildlife Area/Sunnyside Unit - Dane County Park	7.8% 49	16.6% 104	47.5% 298	28.2% 177	628
--	------------	--------------	--------------	--------------	-----

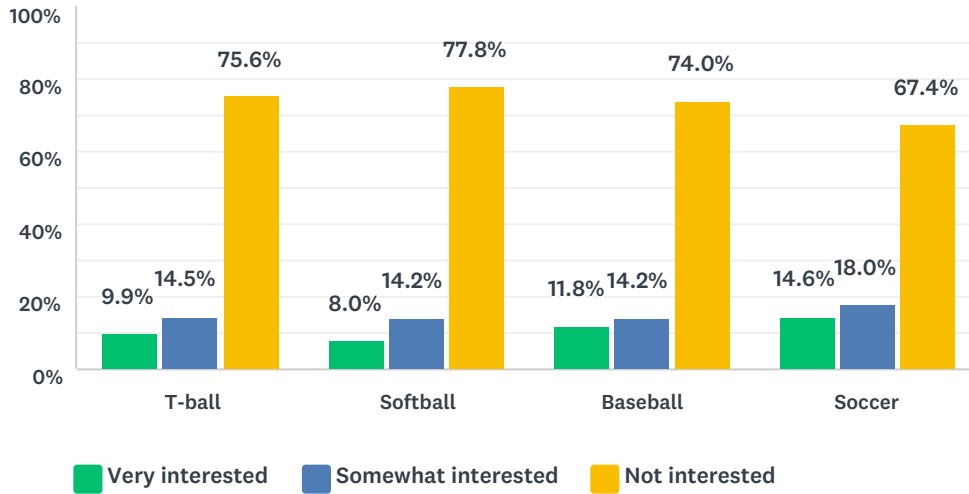
Q11 The Town of Middleton has a variety of recreational opportunities and facilities in our parks and conservancies. In the last 12 months how often have you or someone in your household used any of the Town resources listed below?

Answered: 804 Skipped: 96

	REGULAR USE	OCCASIONAL USE	NEVER USED	TOTAL
Baseball/Softball fields	12.9% 94	15.6% 113	71.5% 519	726
Soccer fields	10.0% 72	19.4% 140	70.7% 511	723
Basketball courts	3.4% 24	23.0% 165	73.6% 527	716
Tennis courts	7.2% 52	31.0% 224	61.8% 446	722
Conservancies (Goth Park, Pope Farm, etc.)	38.0% 293	50.3% 388	11.8% 91	772
Cross-country ski trails	7.3% 53	22.5% 163	70.2% 509	725
Horseback riding trails	0.4% 3	1.7% 12	97.9% 692	707
Outdoor ice rink	4.2% 30	19.5% 138	76.3% 541	709
Grass recreational trails	27.6% 203	45.2% 333	27.2% 200	736
Paved/crushed limestone recreational trails	32.7% 247	39.2% 296	28.2% 213	756
Playgrounds and equipment	31.6% 236	24.8% 185	43.6% 326	747
Park shelters/picnic facilities	9.4% 69	44.2% 323	46.4% 339	731
Volleyball courts	0.9% 6	7.1% 50	92.0% 648	704
Gaga ball pit	0.7% 5	4.1% 29	95.2% 668	702
Cricket field	0.1% 1	1.7% 12	98.2% 690	703
Open areas (for picnic, frisbee, kickball, etc.)	14.8% 106	40.9% 293	44.4% 318	717

Q12 Below are summer youth recreation programs that are currently offered in the Town parks. There is a fee for participation. What level of interest does your family have in these programs?

Answered: 791 Skipped: 109



	VERY INTERESTED	SOMEWHAT INTERESTED	NOT INTERESTED	TOTAL
T-ball	9.9% 77	14.5% 112	75.6% 586	775
Softball	8.0% 61	14.2% 109	77.8% 596	766
Baseball	11.8% 91	14.2% 110	74.0% 571	772
Soccer	14.6% 114	18.0% 141	67.4% 527	782

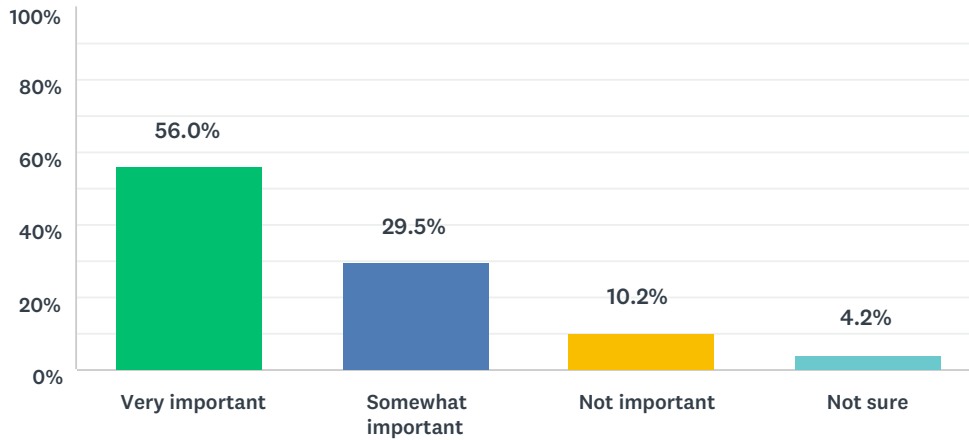
Q13 If you are interested in the Town of Middleton developing additional summer youth recreational programs, what type of programs would you like to see added?

Answered: 755 Skipped: 145

	VERY INTERESTED	SOMEWHAT INTERESTED	NOT INTERESTED	TOTAL
Basketball	16.2% 110	22.7% 154	61.1% 415	679
Tennis	17.3% 119	29.6% 203	53.1% 364	686
Arts and crafts	22.2% 152	30.8% 211	47.1% 323	686
Science, tech and math projects	29.8% 215	34.4% 248	35.8% 258	721
Nature projects	34.1% 249	37.1% 271	28.8% 210	730
Music, drama	21.1% 147	33.6% 234	45.3% 315	696
Chess w/tournaments	7.6% 51	24.4% 164	68.0% 457	672
Library	26.2% 181	32.8% 227	41.0% 284	692

Q14 The Town of Middleton Park Commission works to obtain property easements to link existing trails with schools, parks, neighborhoods and trails in surrounding communities. How important is it to you that the Town continue to obtain these easements, extending existing trails?

Answered: 803 Skipped: 97



ANSWER CHOICES	RESPONSES	
Very important	56.0%	450
Somewhat important	29.5%	237
Not important	10.2%	82
Not sure	4.2%	34
TOTAL		803

Q15 Are there missing trail connections you would like to see? Where would you like connections added? (Please enter your comments below)

Answered: 281 Skipped: 619

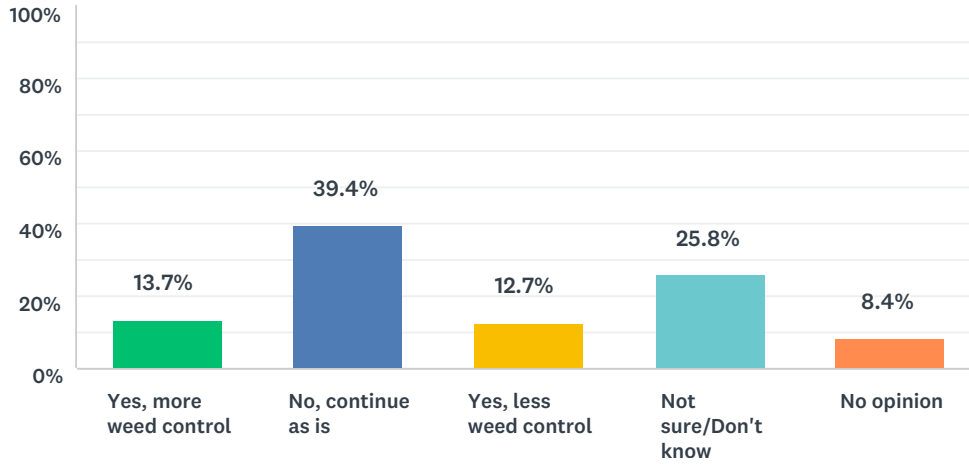
Q16 Which Town outdoor recreational facilities would you like to see improved or more added?

Answered: 760 Skipped: 140

	ADD	IMPROVE	OK AS IS	DON'T KNOW, CAN'T SAY	TOTAL
Baseball/Softball fields	2.8% 19	5.0% 34	53.1% 362	39.1% 267	682
Soccer fields	5.3% 36	7.3% 50	48.5% 332	39.0% 267	685
Basketball courts	6.3% 43	10.2% 69	38.6% 262	44.8% 304	678
Tennis courts	12.5% 87	8.4% 58	42.5% 295	36.6% 254	694
Conservancies (Goth Park, Pope Farm, etc.)	20.9% 149	15.1% 108	51.7% 369	12.3% 88	714
Cross-country ski trails	15.2% 106	9.9% 69	30.6% 213	44.3% 308	696
Horseback riding trails	1.8% 12	1.4% 9	28.4% 189	68.4% 455	665
Outdoor ice rink	7.5% 51	11.9% 81	34.9% 237	45.7% 311	680
Grass recreational trails	24.5% 172	15.7% 110	36.5% 256	23.3% 163	701
Paved/crushed limestone recreational trails	27.9% 200	19.1% 137	32.8% 235	20.2% 145	717
Playgrounds and equipment	14.4% 100	14.3% 99	45.5% 315	25.8% 179	693
Park shelters/picnic facilities	10.9% 74	14.5% 99	48.8% 332	25.8% 176	681
Volleyball courts	5.1% 34	3.7% 25	34.2% 229	57.0% 381	669
Gaga ball pit	3.0% 20	0.9% 6	28.4% 189	67.7% 451	666
Cricket field	0.9% 6	1.4% 9	27.6% 183	70.1% 465	663
Open areas (for picnic, frisbee, kickball, etc.)	13.7% 93	10.9% 74	42.2% 286	33.2% 225	678

Q17 Do you think the Town should change its approach to managing weeds in the parks and on trails? (pick the one best response)

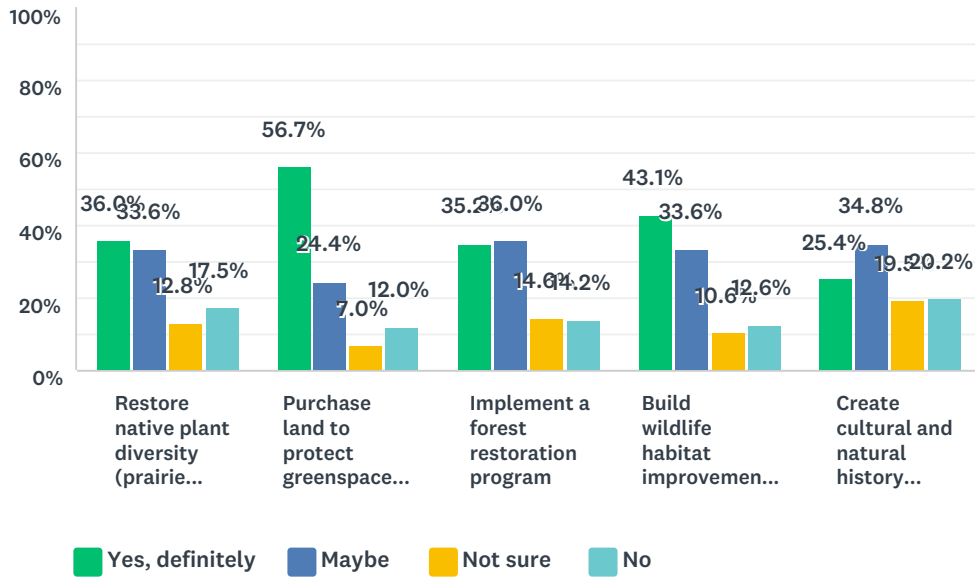
Answered: 766 Skipped: 134



ANSWER CHOICES	RESPONSES	
Yes, more weed control	13.7%	105
No, continue as is	39.4%	302
Yes, less weed control	12.7%	97
Not sure/Don't know	25.8%	198
No opinion	8.4%	64
TOTAL		766

Q18 Would you support using Town financial resources for any of following?

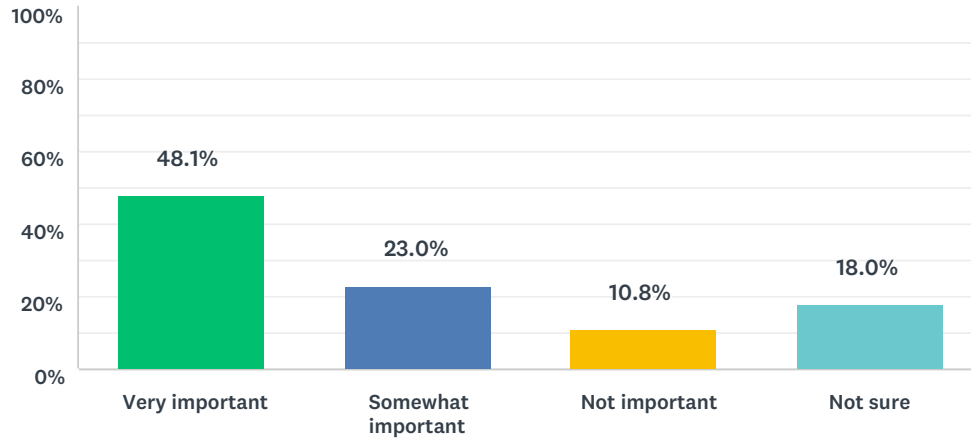
Answered: 765 Skipped: 135



	YES, DEFINITELY	MAYBE	NOT SURE	NO	TOTAL
Restore native plant diversity (prairie restoration)	36.0% 273	33.6% 255	12.8% 97	17.5% 133	758
Purchase land to protect greenspace or increase our natural areas	56.7% 430	24.4% 185	7.0% 53	12.0% 91	759
Implement a forest restoration program	35.2% 265	36.0% 271	14.6% 110	14.2% 107	753
Build wildlife habitat improvements (e.g. bird houses, bat boxes)	43.1% 324	33.6% 253	10.6% 80	12.6% 95	752
Create cultural and natural history signage and programs	25.4% 190	34.8% 260	19.5% 146	20.2% 151	747

Q19 How important do you think it is to add a safe bike-pedestrian crossing on Mineral Point Road near the West Middleton Elementary School.

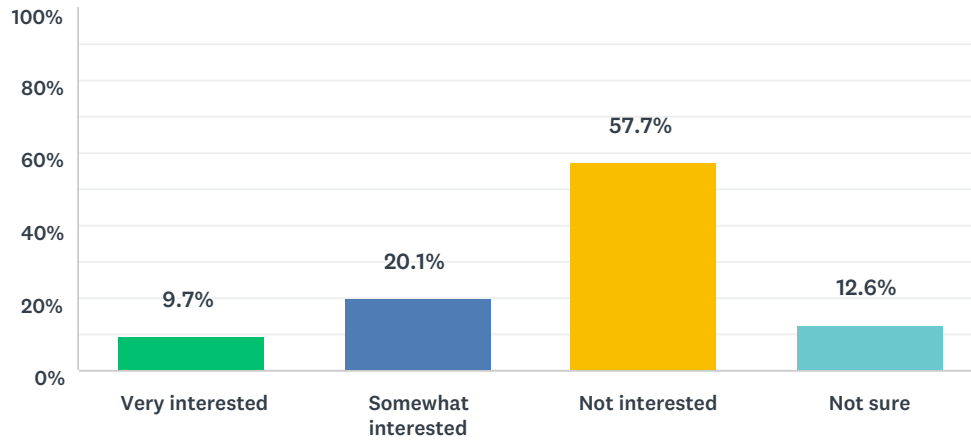
Answered: 777 Skipped: 123



ANSWER CHOICES	RESPONSES	
Very important	48.1%	374
Somewhat important	23.0%	179
Not important	10.8%	84
Not sure	18.0%	140
TOTAL		777

Q20 If the Town of Middleton created park-and-ride facilities, would you be interested in using them?

Answered: 777 Skipped: 123



ANSWER CHOICES	RESPONSES	
Very interested	9.7%	75
Somewhat interested	20.1%	156
Not interested	57.7%	448
Not sure	12.6%	98
TOTAL		777

Q21 Below are some outdoor recreational facilities and programs the Town of Middleton DOES NOT offer currently. Which facilities or programs below would you be interested in seeing in the Town?

Answered: 765 Skipped: 135

	VERY INTERESTED	SOMEWHAT INTERESTED	NOT INTERESTED	OPPOSED	TOTAL
Dog exercise park (off-leash)	30.1% 222	21.8% 161	34.2% 252	13.8% 102	737
Exercise stations on paths	10.0% 73	29.9% 218	49.5% 361	10.6% 77	729
Frisbee golf course	10.0% 72	28.4% 204	53.5% 384	8.1% 58	718
Pickleball courts	10.5% 75	20.2% 144	59.1% 422	10.2% 73	714
Football/La Crosse fields	4.5% 32	13.8% 98	66.8% 473	14.8% 105	708
Mountain bike trails	16.6% 121	32.4% 236	38.0% 277	12.9% 94	728
Snowmobile trails	5.3% 38	9.2% 66	45.4% 324	40.1% 286	714
Indoor community rec center	17.3% 124	35.7% 256	33.1% 238	13.9% 100	718
Swimming pool	29.9% 219	26.9% 197	25.6% 188	17.6% 129	733
Adult recreational programming	17.3% 125	38.3% 277	37.1% 268	7.3% 53	723
(Youth) School-year recreational programs	17.8% 129	35.8% 259	39.7% 287	6.6% 48	723

Q22 Other thoughts or comments?

Answered: 188 Skipped: 712